



PRODUCT OVERVIEW
2019 - 2020

DISTRIBUTED BY



R65 LED FLEXIBLE POLE MOUNT



12/24V · 12 LEDs
ECE Reg 65 · Rated IP67
H: 211mm · Base: Ø116mm
Functions: Single, Double,
Quad, Revolving



R65 STANDARD CA 7066

R65 LED 3 BOLT MOUNT



12/24V · 12 LEDs
ECE Reg 65 · Rated IP67
H: 125mm · Base: Ø148mm
Functions: Single, Double,
Quad, Revolving



R65 STANDARD CA 7067

R65 LED MAGNETIC MOUNT



12/24V · 12 LEDs
ECE Reg 65 · Rated IP67
H: 131mm · Base: Ø148mm
Functions: Single, Double,
Quad, Revolving



R65 STANDARD CA 7068

R65 LED 3 BOLT MOUNT



10/30V · 32 Amber LEDs
ECE Reg 10/65 · Rated IP67
H: 150.5mm · Base: Ø165mm
5 Flash Patterns · 28w



R65 STANDARD CA 7051

R65 LED SINGLE POLE MOUNT



10/30V · 32 Amber LEDs
ECE Reg 10/65 · Rated IP67
H: 150.5mm · Base: Ø165mm
5 Flash Patterns · 28w



R65 STANDARD CA 7052

R65 LED MAGNETIC MOUNT



10/30V · 32 Amber LEDs
ECE Reg 10/65 · Rated IP67
H: 150.5mm · Base: Ø165mm
5 Flash Patterns · 28w



R65 STANDARD CA 7053

R65 LED POLE MOUNT



10/30V · 32 Amber LEDs
ECE Reg 10/65 · Rated IP67
H: 201mm · Base: Ø118mm
1 Flash Patterns · 28w



R65 STANDARD CA 7054

R65 LED MAGNETIC MOUNT



10/30V · 36 Amber LEDs
ECE Reg 10/65 · Rated IP67
H: 100mm · Base: Ø130mm
7 Flash Patterns · 18w



R65 COMPACT / MINI CA 7043

R65 LED 3 BOLT MOUNT



10/30V · 36 Amber LEDs
ECE Reg 10/65 · Rated IP67
H: 100mm · Base: Ø130mm
7 Flash Patterns · 18w



R65 COMPACT / MINI CA 7045

R65 LED SINGLE BOLT MOUNT



12/24V · 8 LEDs · 24w
ECE Reg 10/65 · Rated IP56
H: 164mm · Base: Ø129mm
Functions: 360° Revolving,
Intermittant Flash



R65 COMPACT CA 8082

R65 LED MAGNETIC MOUNT / 3 BOLT MOUNT



12/24V · 8 LEDs · 24w
ECE Reg 10/65 · Rated IP56
H: 135mm · Base: Ø142mm
Functions: 360° Revolving,
Intermittant Flash



R65 COMPACT CA 8083

R65 LED POLE MOUNT



12/24V · 8 LEDs · 24w
ECE Reg 10/65 · Rated IP56
H: 208mm · Base: Ø129mm
Functions: 360° Revolving,
Intermittant Flash



R65 COMPACT CA 8084

R65 LED SINGLE BOLT MOUNT



12/24V · 36 LEDs · 54w
ECE Reg 10/65 · Rated IP56
H: 132mm · Base: Ø115mm
Functions: 360° Revolving,
Intermittant Flash



R65 COMPACT CA 8122

R65 LED MAGNETIC MOUNT



12/24V · 36 LEDs · 54w
ECE Reg 10/65 · Rated IP56
H: 104mm · Base: Ø115mm
Functions: Single,
Double, Quad



R65 COMPACT CA 8123

R65 LED POLE MOUNT



12/24V · 36 LEDs · 54w
ECE Reg 10/65 · Rated IP56
H: 179mm · Base: Ø115mm
Functions: Single,
Double, Quad



R65 COMPACT CA 8124

R65 LED 3 BOLT MOUNT



12/24V · 36 LEDs · 54w
ECE Reg 10/65 · Rated IP56
H: 68mm · Base: ø136mm
Functions: Single,
Double, Quad



R65 COMPACT **CA 8125**

LED SINGLE BOLT MOUNT



12/24V · 60 LEDs · 30w
ECE Reg 10 · Rated IP56
H: 125mm · Base: ø146mm
Functions: 360° Revolving,
Intermittant Flash



COMPACT **CA 8182**

LED MAGNETIC MOUNT / 3 BOLT MOUNT



12/24V · 60 LEDs · 30w
ECE Reg 10 · Rated IP56
H: 117mm · Base: ø139mm
Functions: 360° Revolving,
Intermittant Flash



COMPACT **CA 8183**

LED FLEXIBLE POLE MOUNT



12/24V · 60 LEDs · 30w
ECE Reg 10 · Rated IP56
H: 193mm · Base: ø125mm
Functions: 360° Revolving,
Intermittant Flash



COMPACT **CA 8184**



R65 LED MAGNETIC MOUNT

12/24V · 32 Amber LEDs
ECE Reg 10/65 · Rated IP6K9K
H: 85mm · Base: ø169mm
10 Flash Patterns · 30w



R65 LOW PROFILE **CA 7050**

2 BOLT MOUNT (MINI)



ECE Approved
Rated IP56
H: 131mm
Base: ø99mm

12/24V LED **CA 7505LED**
12/110V XENON **CA 7505**

3 BOLT MOUNT (MINI)



ECE Approved
Rated IP56
H: 95mm
Base: ø129mm

12/24V LED **CA 7500LED**
12/110V XENON **CA 7500**

MAGNETIC MOUNT (MINI)



ECE Approved
Rated IP56
H: 95mm
Base: ø129mm

12/24V LED **CA 7501LED**
12/110V XENON **CA 7501**

SINGLE BOLT ROTATING



12/24V · Rated IP56
ECE Approved · Reg 65
H: 200mm
Base: ø142mm
H1 Halogen Bulb

STANDARD ROTATOR **CA 2040C**

POLE MOUNT ROTATING



12/24V · Rated IP56
ECE Approved · Reg 65
H: 245mm
Base: ø128mm
H1 Halogen Bulb

STANDARD ROTATOR **CA 2050C**

MAGNETIC MOUNT ROTATING



12/24V · Rated IP56
ECE Approved · Reg 65
H: 200mm
Base: ø142mm
H1 Halogen Bulb

STANDARD ROTATOR **CA 2045C**

Electrical Components

CABLE TIES

Available in sizes 2.5 -12.4
(black, white, silver)



AUTO CABLE

Available in
Reels & Retail Pack



PLUGS & SOCKETS



WIRING ACCESSORIES



BATTERY CONNECTORS



ELECTRICAL SWITCHES



LED Directional Warning Lights


3 LED WARNING LIGHT



10/30V · 3 LEDs
ECE Rated
Rated IP67
91*45*28mm
6 Patterns

Amber / ECE REG 65 **CA 6082A**
Red / ECE REG 10 **CA 6082R**
White / ECE REG 10 **CA 6082W**

6 LED WARNING LIGHT



10/30V · 6 Amber LEDs
ECE Reg 10/65 · Rated IP67
140*48*30mm
10 Patterns

Amber / ECE REG 10/65 **CA 6084**

6 LED WARNING LIGHT



12/24V · 6 Amber LEDs
ECE Reg 10/65 · Rated IP67
142*30*35mm
10 Patterns

Amber / ECE REG 10/65 **CA 6083**

3 LED WARNING LIGHT



10/30V · 3 LEDs
ECE Reg 65
Rated IP6K9K
91*48*28mm
10 Patterns

Amber / ECE REG 65 **CA 6082**

8 LED WARNING LIGHT



10/30V · 8 LEDs
ECE Reg 10/65
Rated IP67
91*45*26mm
9 Patterns

Amber / ECE REG 10/65 **CA 7083A**

10 LED WARNING LIGHTS



10/30V · 12 LEDs
ECE Reg 10 · Rated IP67
142*62*27mm
18 Patterns

Amber / ECE REG 10 **CA 6079**
Red / ECE REG 10 **CA 6079R**
White / ECE REG 10 **CA 6079W**

10 LED WARNING LIGHT



10/30V · 12 Amber SMD LEDs
ECE Reg 10 · Rated IP67
138*58*20mm
10 Patterns

Amber / ECE REG 10 **CA 7061A**

12 LED LOW PROFILE WARNING LIGHT



12/24V · 12 Amber SMD LEDs
ECE Reg 10/65 · Rated IP67
114*44*11mm
10 Patterns

Amber / ECE REG 10/65 **CA 7082A**

3 LED OVAL WARNING LIGHT



12/24V
3 Amber SMD LEDs
ECE Reg 10/65
Rated IP67
92*65*35mm
6 Patterns

Amber / ECE REG 10/65 **CA 5711**

6 LED LOW PROFILE WARNING LIGHT



10/30V · 6 LEDs
ECE Reg 10/65 · Rated IP67
120*32*14.4mm
10 Patterns

Amber / ECE REG 65 **CA 7084**
Red / ECE REG 10/65 **CA 7084R**

4 LED LOW PROFILE WARNING LIGHT



10/30V · 4 Amber LEDs
ECE Reg 10 · Rated IP67
96.8*28.3*12.6mm
19 Patterns

Amber / ECE REG 10 **CA 7071**

6 LED LOW PROFILE WARNING LIGHT



10/30V · 6 LEDs
ECE Reg 10 · Rated IP67
112.6*28.3*12.6mm
19 Patterns

Amber / ECE REG 10 **CA 7073**
Red / ECE REG 10 **CA 7073R**
White / ECE REG 10 **CA 7073W**

DAYTIME RUNNING LAMP



10/30V · 8 White SMD LEDs
ECE Approved
Rated IP67
140*28*34mm

White / ECE APPROVED **CA 5713**

LOW PROFILE DIRECTIONAL WARNING LIGHTS



COMING SOON !



LED MINI MASTER LIGHTBAR

12/24V • 20 LEDs
ECE Reg 10 • Rated IP65
297*175*53mm
10 Patterns
Amber Lens



Bolt On **CA 7626C**
Magnetic **CA 7627C**



R65 LED MINI MASTER LIGHTBAR

12/24V • 20 LEDs
ECE Reg 10/65 • Rated IP65
297*175*53mm
10 Patterns
Clear Lens




Bolt On / ECE REG 65 **CA 7634**
Magnetic / ECE REG 65 **CA 7635**



LED SIGMA 16" LIGHTBAR (REG 65)


10/30V • 56 Amber SMD LEDs
ECE Reg 10/65 • Rated IP69K • 10 Patterns
4 Bolt Fixings • 2.5mtr Cable
388*223*66mm



Magnetic Pods Available



LIGHTBAR ILLUMINATED



16" | 380*223*100mm **CA 7097**
4 Pod Magnetic Kit **CA 7097MAG**



LED APOLLO LIGHTBAR (REG 65)

10/30V • High Performance Amber LEDs
ECE Reg 10/65 • Rated IP65 • 19 Flash Patterns
PC Bracket Mount • 500mm Cable
Bolt on with both sizes



38" | 963*270*98.5mm | 90 LEDs **CA 7652**
47" | 1183*270*98.5mm | 108 LEDs **CA 7653**



LED ECLIPSE LIGHTBAR (REG 65)

12/24V • Amber LEDs
ECE Reg 10/65 • Rated IP67
10 Patterns



27" | Bolt On | 694*305*121mm **CA 7630**
47" | Bolt On | 1149*305*121mm **CA 7628**

LED ECLIPSE LIGHTBAR (REG 65)

12/24V • Amber LEDs
ECE Reg 10/65 • Rated IP67
10 Patterns



16" | Bolt On | 387*219*76mm **CA 7632B**
4 Pod Magnetic Kit **CA 7632MAG**

4" SQUARE REVERSE LAMP - 16W



10/30V · **500 Lumens**
16 LEDs
Rated IP66
ECE Reg 10 / Reg 23
110*110*41mm

CA 5731

4" SQUARE WORK LAMP - 15W



12/28V · **1050 Lumens**
5 LEDs
Rated IP67
ECE Reg 10
127*136*41mm

CA 5702

4" SQUARE WORK LAMP - 15W



12/28V · **1200 Lumens**
9 LEDs
Rated IP67
CE Approved
100*100*63mm

CA 5770

4" SQUARE WORK LAMP - 48W



10/30V · **1920 Lumens**
16 SMD LEDs
Rated IP66 · ECE Reg 10
110*110*28mm



CA 5741

4" SQUARE WORK LAMP - 32W



10/30V · **2016 Lumens**
16 SMD LEDs
Rated IP6K9K · ECE Reg 10
110*110*28mm



CA 5745

4" SQUARE WORK LAMP - 27W



12/28V · **2050 Lumens**
9 LEDs
Rated IP67
ECE Reg 10
116*106*70mm

CA 5709

4" SQUARE WORK LAMP - 48W



12/28V · **3200 Lumens**
16 LEDs
Rated IP67
ECE Reg 10
118*118*74mm

CA 5714

4" SQUARE WORK LAMP - 27W



9/32V · **1950 Lumens**
9 LEDs
Rated IP67
CE Approved
109*109*48mm

CA 5740

4" SQUARE WORK LAMP - 48W



10/30V · **4150 Lumens**
16 LEDs
Rated IP67 · ECE Reg 10
110*110*69.7mm



Plug-in Connector **CA 5752**

EXPLORER WORK LAMP - 35W



9/32V · **5000 Lumens**
7 CREE LEDs
Rated IP68 · ECE Reg 10
108*108*81mm



CREE LEDS / Plug-in Connector **CA 6160**

3" ROUND WORK LAMP - 18W



12/28V · **1350 Lumens**
6 LEDs
Rated IP67
ECE Reg 10
84*97*113mm

CA 5703

4" ROUND WORK LAMP - 18W



12/28V · **1350 Lumens**
6 LEDs
Rated IP67
ECE Reg 10
116*43*136mm

CA 5706

4" MAGNETIC WORK LAMP - 18W



12/28V · **1350 Lumens**
6 LEDs · Rated IP67
ECE Reg 10
116*147*43mm · 9mtr Cable
With cigarette plug

CA 5707

6" EASY SWITCH LAMP - 12W



12/28V · **1350 Lumens**
12 LEDs
Rated IP67
ECE Reg 10
156*242*86mm

CA 5712

EXPLORER WORK LAMP - 70W



9/32V · **11000 Lumens**
7 CREE LEDs
Rated IP68 · ECE Reg 112
201*165*84mm



CREE LEDS / Plug-in Connector **CA 6170**

5" RECTANGULAR WORK LAMP - 18W



12/28V · **1350 Lumens**
6 LEDs
Rated IP67
ECE Reg 10
145*46*75mm

CA 5708

6" RECTANGULAR WORK LAMP - 18W



12/28V · **1350 Lumens**
6 LEDs
Rated IP67
ECE Reg 10
150*100*59mm

CA 5705

6" ADJUSTABLE WORK LAMP - 18W



12/28V · **1600/1800 Lumens**
8 LEDs · Rated IP67
ECE Reg 10
156*93*85mm
Side & Bottom Fix

CA 5716

6" ADJUSTABLE WORK LAMP - 40W



12/28V • 3400 Lms • 8 LEDs
Rated IP67 • ECE Reg 10
156*93*95mm
Side & Bottom Fix



Plug-in Connector **CA 5746**

6" OVAL WORK LAMP - 24W



10/30V • 1440 Lumens
8 LEDs • Rated IP6K9K
ECE Reg 10
142*60*90mm



CA 5743

6" OVAL WORK LAMP - 18W



12/28V • 1350 Lumens
6 LEDs
Rated IP67
ECE Reg 10
145*90*50mm

CA 5704

6" OVAL SPOT LAMP - 24W



12/28V • 1800 Lumens
8 LEDs
Rated IP67
EMC Approved
148*92*65mm

CA 5722

6" OVAL WORK LAMP - 39W



10/30V • 3100 Lumens
Rated IP67
ECE Reg 10
145*77*120mm



Plug-in Connector **CA 5751**

2.5" MINI ROUND WORK LAMP - 9W



10/30V • 750 Lumens
3 LEDs
Rated IP67
ECE Reg 10
70*95*45mm

CA 5734

2.5" MINI TRI WORK LAMP - 9W



10/30V • 750 Lumens
3 LEDs
Rated IP67
ECE Reg 10
72*98*48mm

CA 5730

3.5" MINI OVAL WORK LAMP - 9W



10/30V • 750 Lumens
3 LEDs
Rated IP67
ECE Reg 10
84*74*57mm

CA 5732

DISPLAY STAND



Display Stand
Working Lights
Includes: CA 6160 / CA 6170



CA 9902

21" ADVENTURE WORK LAMP BAR



12/28V • 4050 Lumens • 18 LEDs
Rated IP67
ECE Reg 10
536*86*55mm



CA 6123

8" ADVENTURE WORK LAMP BAR



12/28V • 2700 Lms • 12 LEDs
Rated IP67
ECE Reg 10
200*90*66mm



CA 6114

ADVENTURE WORK LAMP BARS - DOUBLE ROW



12/28V • Rated IP67 • ECE Reg 10



24 LEDs / 446*96*80 / 5400 LMS **CA 6115**

48 LEDs / 824*96*80 / 10800 LMS **CA 6117**

60 LEDs / 1013*96*80 / 13500 LMS **CA 6119**

ADVENTURE CURVED WORK LAMP BARS - DOUBLE ROW



12/28V • Rated IP67 • ECE Reg 10



24 LEDs / 528*119*85 / 5400 LMS **CA 6126**

36 LEDs / 719*119*93 / 8100 LMS **CA 6127**

48 LEDs / 910*119*103 / 10800 LMS **CA 6128**

LED Multifunctional Tail Lamps

MULTIFUNCTIONAL TAIL LAMP



10/30V
ECE Approved
Rated IP67
120*39*19mm
S · T · I

CA 7092

MULTIFUNCTIONAL FOG / REVERSE LAMP



10/30V
ECE Approved
Rated IP67
120*39*19mm
R · F

CA 7096

MULTIFUNCTIONAL TAIL LAMP



10/30V
ECE Approved
Rated IP67
192*50*28mm
S · T · I · R · RR

CA 7070

4" MULTIFUNCTIONAL TAIL LAMP



12/24V
ECE Approved
Rated IP67
105*95*24mm
S · T · I · NP · RR

CA 7093

4" FRONT POSITION / INDICATOR



12/24V
ECE Approved
Rated IP67
105*95*24mm
FP · I · RR

CA 7094

4" FOG / REVERSE



12/24V
ECE Approved
Rated IP67
105*95*24mm
F · R · RR

CA 7095

4" MULTIFUNCTION TAIL LAMP



10/30V
ECE R6/7/10
Rated IP67
82*82*28mm
100*100*28mm
(w/Bracket)

S · T · I **CA 7106**

4" INDICATOR & TAIL LAMP



10/30V
ECE R6/7/10
Rated IP67
82*82*28mm
100*100*28mm
(w/Bracket)

T · I **CA 7107**

4" REVERSE & TAIL LAMP



10/30V
ECE R7/10/23
Rated IP67
82*82*28mm
100*100*28mm
(w/Bracket)

T · I · R **CA 7108**

4" STOP & TAIL LAMP



10/30V
ECE R7/10
Rated IP67
82*82*28mm
100*100*28mm
(w/Bracket)

S · T **CA 7109**

FOG / REVERSE LAMP



12/24V
ECE Approved
Rated IP67
101*81*29

Fog **CA 7103**
Reverse **CA 7102**

4.5" MULTIFUNCTIONAL TAIL LAMP



12V
ECE Approved
Rated IP65
112*112*25mm
S · T · I · RR

CA 7058

6" MULTIFUNCTIONAL TAIL LAMP



12V
ECE Approved
Rated IP66
155*85*25
S · T · I · RR
TWIN PACK

CA 7060

8" MULTIFUNCTIONAL TAIL LAMP



12/24V
ECE Approved
Rated IP67
190*100*37mm
S · T · I · RR

CA 7069

12" MULTIFUNCTIONAL TAIL LAMP



12/24V · ECE Approved
Rated IP67 · 284*100*37mm
S · T · I · R · RR · F

CA 7098

12" MULTIFUNCTIONAL TAIL LAMP



12/24V · ECE Approved
Rated IP67 · 284*100*37mm
S · T · I · R · RR

CA 7099

F: Fog Light FP: Front Position I: Indicator Light NP: NumberPlate R: Reverse Light RR: Reflex Reflect S: Stop Light SM: Side Marker T: Tail Light

12" MULTIFUNCTIONAL TAIL LAMP (DYNAMIC INDICATOR)

12/24V • ECE Approved
Rated IP67 • 283*100*29mm
S • T • I • R • RR • F



CA 7048

12" MULTIFUNCTIONAL TAIL LAMP

12/30V
ECE Approved
Rated IP67
296*142*45mm
S • T • I • R • RR • F



Left **CA 7035**
Right **CA 7036**

10" MULTIFUNCTIONAL TAIL LAMPS

12/24V • ECE Approved
Rated IP67 • 252*133*28.5mm
S • T • I • R • RR • F



Left **CA 7046**
Right **CA 7047**

MULTIFUNCTIONAL TAIL LAMPS

12/24V
ECE Approved
Rated IP67
208*187.4mm
S • T • I • F • RR



Right / S • T • I • F **CA 7105R**
Left / S • T • I • R **CA 7105L**

5.5" MULTIFUNCTIONAL TAIL LAMP

10/30V
ECE Approved
Rated IP67
20 LEDs
Ø140mm*83mm
S • T • I



CA 9008

5.5" MULTIFUNCTIONAL TAIL LAMP

12/24V
ECE R6 / R7
Rated IP67
20 SMD LEDs
S • T • I



With Bowl / Ø140*83mm **CA 9007**
No Bowl / Ø140*38mm **CA 9009**

5" MULTIFUNCTIONAL TAIL LAMP

10/30V
ECE Approved
Rated IP67
24 LEDs
Ø122mm*43mm
S • T • I



CA 7008

5" MULTIFUNCTIONAL FOG / REVERSE

12/24V
ECE Approved
Rated IP67
24 LEDs
Ø122mm*43mm
F • R



CA 7009

5" MULTIFUNCTIONAL FRONT POSITION / INDICATOR

12/24V
ECE Approved
Rated IP67
24 LEDs
Ø122mm*43mm
FP • I



CA 7010

ROUND LED LIGHT FOG / REVERSE

12/24V
ECE Approved
Rated IP67
14 LEDs
Ø140mm*35mm



Fog **CA 9013**
Reverse **CA 9014**

LED COMMERCIAL TAIL LAMP

12/24V • 128 LEDs • ECE Approved
Rated IP67 • D: 523*135*76mm
S • T • I • R • F • RR • SM
Dynamic Indicator
With side stalk lamp



Left **CA 7020**
Right **CA 7021**

LED COMMERCIAL TAIL LAMP

12/24V • 118 LEDs
ECE Approved • Rated IP67
D: 360*135*36mm
S • T • I • R • F • RR
Dynamic Indicator



Left **CA 7026**
Right **CA 7027**

LED COMMERCIAL TAIL LAMPS

12/24V
ECE Approved
Rated IP67
445*144*76mm
AMBER



S • T • I • R • RR **CA 7040**
S • T • I • F • RR **CA 7041**

LED COMMERCIAL TAIL LAMPS

12/24V • ECE Approved
Rated IP67 • 445.5*144*76mm
AMBER
SIDE MARKER



Left / S • T • I • RR • SM **CA 7042**
Right / S • T • I • RR • SM **CA 7044**

LED NUMBER PLATE LAMP

10/30V • 4 LEDs
ECE Approved
Rated IP67
72*50*41mm



CA 7085

LED MARKER LAMPS

10/30V · ECE Approved
Rated IP67 · Ø28*16



Amber **CA 6091A**
Red **CA 6091R**
White **CA 6091W**

LED MARKER LAMPS

10/30V · 2 LEDs
Surface Mount
Rated IP66
ECE Approved
65*28*17mm



Amber **CA 6095A**
Red **CA 6095R**
White **CA 6095W**

LED MARKER LAMPS

10/30V · 3 LEDs
Pendant Bracket Mount
Rated IP67
ECE Approved
115*40*13mm



Amber **CA 6090A**
Red **CA 6090R**
White **CA 6090W**

LED MARKER LAMPS

12/24V · 5 LEDs
Bracket Mount
Rated IP67
ECE Approved
110*45*13mm



Amber **CA 7090A**
Red **CA 7090R**
White **CA 7090W**

LED MARKER LAMPS

12/24V · 3 LEDs
Surface Mount
Rated IP67
ECE Approved
102*74.3*36.2mm



Amber **CA 9350**
Red **CA 9350R**
White **CA 9350W**

LED MARKER LAMPS

12/24V · 2 LEDs · Surface Mount
Rated IP67 · ECE Approved
106*35*13mm



CA 7120

LED MARKER LAMPS

12/24V · 2 LEDs · Surface Mount
Rated IP67 · ECE Approved
126*37.7*10mm



CA 7091A

45° LED STALK LAMPS

10/30V · 5 LEDs · 45° Angle
Rated IP67 · ECE Approved
Front: White
Rear: Red
Side: Amber
190*103*104mm



Left / Horizontal **CA 6193**
Right / Horizontal **CA 6194**

45° LED STALK LAMPS

10/30V · 5 LEDs · 45° Angle
Rated IP67 · ECE Approved
Front: White
Rear: Red
Side: Amber
149*144*104mm



Left / Vertical **CA 6193V**
Right / Vertical **CA 6194V**

60° LED STALK LAMPS

12/24V · 6 LEDs · 60° Angle
Rated IP66
ECE Approved
175*55mm · Lens: Ø60mm
Front: White
Rear: Red



Left **CA 6296**
Right **CA 6297**

60° LED STALK LAMPS

10/30V · 8 LEDs · 60° Angle
Rated IP67 · ECE Approved
130*55mm · Lens: Ø60mm
Front: White
Rear: Red



Left **CA 6096**
Right **CA 6097**

90° LED STALK LAMPS

10/30V · 8 LEDs · 90° Angle
Rated IP67 · ECE Approved
150*55mm · Lens: Ø60mm
Front: White
Rear: Red



Left **CA 6196**
Right **CA 6197**

90° SHORT LED STALK LAMPS

12/24V · 6 LEDs · 90° Angle
Rated IP66 · ECE Approved
155*55mm
Lens: Ø60mm
Front: White
Rear: Red



Left **CA 6298**
Right **CA 6299**

LED RUBBER STALK LAMP

12/24V · 8 LEDs · Surface Mount
Rated IP67
ECE Approved
87*67mm



Front: White
Rear: Red
CA 9711

We Have 5 **NEW**
Side Markers
COMING SOON !
Watch this Space ↓

LED MAGNETIC TRAILER LAMPS

12V · ECE Reg 3 / 4 / 6 / 7 · Rated IP67
2.5mtr Between Lamps · 7 Pin Connection
Reflector / Stop / Tail / Indicator



7.5 Metre Cable / LED **CA 9553**
12 Metre Cable / LED **CA 9554**

MAGNETIC TRAILER LAMPS

12V · ECE Reg 4 / 6 / 7 · Rated IP67
2.5mtr Between Lamps · 7 Pin Connection
Stop / Tail / Indicator



7.5 Metre Cable / BULB **CA 9550**

LED TRAILER BOARDS

12V · ECE Reg 3 / 4 / 6 / 7 / 38 · Rated IP67
Reflector / Stop / Tail / Ind. / Fog / No. Plate



4 Foot / 7 Metre Cable / LED **CA 9504**
4 Foot / 12 Metre Cable / LED **CA 9505**
5 Foot / 12 Metre Cable / LED **CA 9507**

TRAILER BOARDS


12V · ECE Reg 3 / 4 / 6 / 7 / 38 · Rated IP67
Reflector / Stop / Tail / Ind. / Fog / No. Plate



4 Foot / 7 Metre Cable / BULB **CA 9500**
4 Foot / 10 Metre Cable / BULB **CA 9502**

RESISTORS

50 Watt · 28*50*15mm



12 Volt **CA 6061**
24 Volt **CA 6062**

RESISTORS

Aluminium Alloy · 87*45*30mm
Low Power Consumption



12 Volt / 15.96W **CA 7055**
24 Volt / 16.08W **CA 7056**

LEAD LAMP



575 Lumens
Rechargeable
11 SMD LEDs
USB Port
1 Magnet · 360° Swivel Hook
Li-ion Battery
Dimensions: 211*56*39mm

Display Box of 8 Available **EP 068**

LEAD LAMP & TORCH



380 Lumens
Rechargeable
7 SMD LEDs
Mains / USB / Car Charger
2 Magnets · 2 Foldable Hooks
Li-ion Battery
Dimensions: 270*60*39mm

Display Box of 8 Available **EP 069**

LEAD LAMP & TORCH



580 Lumens · 2 in 1 LED Lamp
Rechargeable · 270° Dual Pivot Head
4 Brightness settings
Magnetic Stand / Metal Hook
Front and Top LED Lights
Ultra Slim, Compact design
Folds into Pocket size Lamp
Dimensions: 320*34*40mm

Display Box of 8 Available **EP 066**

INTERIOR LAMP 10.5" / 22.5"

12/28V · H: 28 / D:13.5
On/Off Switch



266mm | 380 Lms | 18 LEDs **CA 7079**
570mm | 900 Lms | 45 LEDs **CA 7080**

INTERIOR LAMP 18.25" / 10.5"

12/28V · H: 100 / D:28
On/Off Switch



462mm | 1920 Lms | 96 LEDs **CA 7077**
262mm | 960 Lms | 48 LEDs **CA 7078**

SWIVEL LAMP 14.5"

12/28V · 30 LEDs
120 Lms
470*35*33mm
On/Off Switch
400mm Cable
180° Turnable



CA 6077

SWIVEL LAMP 13"

12/28V · 6 LEDs
600 Lms
327*46*51mm
On/Off Switch
400mm Cable
180° Turnable



CA 6075

SWIVEL LAMP 9"

12/28V · 10 LEDs
60 Lms
225*35*33mm
On/Off Switch
400mm Cable
180° Turnable



CA 6078

6" ROUND LAMP

12/28V · w/Switch
6 LEDs · 660 Lms
ø143*38mm
400mm Cable



CA 6150

4" ROUND LAMP

12/28V · w/Switch
3 LEDs · 330 Lms
ø95*24mm
400mm Cable



CA 6151

6.75" OVAL LAMP

12/24V · ECE Reg 10
20 LEDs · 800 Lms
170*82*18mm
W/Switch
Rated IP67



CA 7072

7" OVAL LAMP

12/24V · ECE Reg 10
20 LEDs · 1400 Lms
172*57*15mm
Illuminated Touch Switch
Rated IP67



CA 6153

5" ROUND LAMP

12/24V · ECE Reg 10
35 LEDs · 2100 Lms
ø130*17mm
Illuminated Touch Switch
Rated IP67



CA 6152

7" REVERSING CAMERA KIT



12/32V · With Audio
Night Vision
Camera IP69
ECE Reg 10
Sun Visor
4 Pin Connect
20mtr Cable

CA 9770

7" WIRELESS REVERSING KIT



9/32V
No Audio
Night Vision
Camera IP67
ECE Reg 10
Sun Visor

CA 9780

7" REAR VIEW MIRROR KIT



12/32V
No Audio
Night Vision
Camera IP69
ECE Reg 10
20mtr Cable

CA 9772

7" QUAD SCREEN WIRELESS KIT



12/32V
With Audio · Night Vision
Camera IP67 · ECE Reg 10
Sun Visor
Takes up to 4 cameras
DVR Enabled

CA 9790

7" SPLIT SCREEN WIRELESS KIT



12/32V
With Audio · Night Vision
Camera IP67 · ECE Reg 10
Sun Visor
Takes up to
2 wireless cameras

CA 9795

ADDITIONAL MONITORS



Full range of additional
monitors to suit each kit
and all technical
specifications
available in our
Catalogue or
on our website

www.247lighting.net

ADDITIONAL CAMERAS



Full range of additional
cameras to suit each kit
and all technical
specifications
available in our
Catalogue or
on our website

www.247lighting.net

EXTENSION CABLE



All Compatible with
the CA 9770 / CA 9772

20mtr **CA 9776**
5mtr **CA 9776.05**
10mtr **CA 9776.10**
15mtr **CA 9776.15**

CAMERA KIT ACCESSORIES



Full range of **accessories**
to suit each kit
and all technical
specifications
available in our
Catalogue or
on our website

www.247lighting.net

WARNING BUZZER



12V / BLACK **BLEP 780**
24V / RED **BLEP 781**

ELECTRIC HORN

BLEP 817 12V
BLEP 816 24V



BACK UP REVERSING ALARM



97db
IP67
REG 10
12-24V
Tone Type: BEEP

104*41*69mm **EP 1207**

BACK UP REVERSING ALARM



107db
IP67
REG 10
12-24V
Tone Type: BEEP

99*41*63mm **EP 1208**

WHITE NOISE REVERSING ALARM



97db
IP67
REG 10
12-24V
Tone Type:
WHITE NOISE

104*41*69mm **EP 1209**

WHITE NOISE REVERSING ALARM



107db
IP67
REG 10
12-24V
Tone Type:
WHITE NOISE

127*96*78mm **EP 1211**

COMMERCIAL & UNIVERSAL MIRRORS



Over 20 Types Available
Flat / Convex

Please check our Website:
www.247lighting.net for details or
contact our sales team sales@247lighting.net